

Contents

Introduction

How we hear

How sounds are made

Activity one – practical investigation

Activity two – label the ear

Activity three – information leaflet

How sound is produced

Activity – research and group presentation

What is deafness?

Different levels of hearing loss

Activity – what is deafness?

Hearing aids

Activity – listening through the different amplification equipment

Classroom noise

Activity – noise/solution sheet

Communication

Effective communication

Activity – design a poster of ‘Top Tips’ for communication

Aids for communication

Activity one – lipreading

Activity two – non-verbal communication

Activity three – fingerspelling

How we listen

Activity one – listen to class sounds

Activity two – listen to tape of sounds

Activity three – exploring rhythm

Volume of everyday sounds

Activity – experiment with a sound level meter

Vibrations

Activity – sound and vibration

Hearing dogs for deaf people

Activity – invite hearing dogs for deaf people to your school

Your deaf friends

Social inclusion

Activities – role play/emotion words/
cartoon complete the speech bubbles

Famous deaf people

Activity – research and presentation

Similarities and differences

Activity – circle time

Different organisations

Activity – research

Glasses and hearing aids

Activity – circle time

General

Deaf awareness	Activity – quiz
What I would like to know	Activity – what I would like to know
Planning a deaf friendly event	Activity – plan an event
Assemblies	Different ways of communicating Positive role models

Resources (contained in pocket at back of the pack)

The ear
The ear - label
Hearing aids
Cochlear implants
Radio aids
Other hearing aids
Record sheet – Noise/Solution
Fingerspelling sheet
Cartoon sheet
Lipspeaking
Non-verbal gestures
Quiz – true or false
Deaf friendly event – planning sheet

This pack is supported by The True Colours Trust.

We would like to thank the following for their help in developing this packs:

Nottinghamshire Inclusion Support Service
Jubilee Primary School, Lambeth
Wandsworth Service for Hearing-Impaired Children
Stockport Service for Hearing Impaired Children
Holgate School, Nottinghamshire
Gunthorpe C of E Primary School, Nottinghamshire
Summerside School, Barnet

Activity pack for pupils

This activity pack is a development in the Deaf Friendly series and links to the previous four Deaf Friendly publications: *Deaf Friendly Nurseries and Pre-schools*, *Deaf Friendly Schools*, *Deaf Friendly Teaching* and *Deaf Friendly Schools Pledge*

The aim of this activity pack is to raise hearing pupils' deaf awareness, and therefore facilitate the social inclusion of deaf children. Through the delivery of the lessons and by completing the suggested activities, hearing pupils will increase their knowledge of deafness, they will know how to effectively communicate with deaf peers therefore improving inclusion, especially at playtimes and lunchtimes.







There are around 13,000 school-age children in the UK with permanent deafness ranging from moderate to profound. However NDCS estimates that there are around 35,000 deaf children and young people in the UK. Deafness has a major effect on a child's ability to learn to communicate, read and write. The majority of deaf children in the UK are educated in mainstream schools alongside their hearing peers, and some are often the only deaf child in their class, or even the whole school. As a consequence of being deaf in a hearing oriented society, deaf children and young deaf people face life long challenges.

This pack has been produced in five key sections covering all the main areas of deaf awareness. Each section has a selection of lessons and suggested activities with accompanying resources where possible. Each lesson has links to the National Curriculum where appropriate, however the activities will need to be adapted to meet the needs of the specific class or group of pupils being taught. The lessons and activities suggested could be adapted to be taught to the full primary age range, please don't be deterred by the Key Stage and National Curriculum Objectives.

The key sections and lessons within them have not been put in any set order, they are to be used to suit the individual teacher and class. The lessons in the pack could be used as one off lessons or could be linked together to form a series of lessons teaching deaf awareness. Each lesson is on a separate sheet so you can pick and choose the lessons or activities to tailor make a deaf awareness scheme of work to link to the schools PSHE curriculum or to use during Deaf Awareness Week (May).



Throughout the pack you will see symbols, which will help you to quickly see what type the activity is, what you might need, and if the activity is to be done in pairs, groups or with the whole class. Here is a key to the symbols used throughout the pack:

Key			
Group work		Resources included with this pack	
Paired work		Additional resources required	
Whole class work		NDCS resources available to order	

All lessons need to be planned carefully to ensure any deaf children in the class feel comfortable throughout the lessons and are fully included. Any questions from pupils need to be dealt with sensitively and if appropriate the deaf child may want to share experiences and feelings about their deafness.

Every day in the UK, two or more babies are born deaf. 90% of these babies are born to hearing parents who have little or no previous experience of deafness. Society still tends to regard deafness as a disability, and has a limited understanding of deafness; as a consequence many people have low expectations of what deaf children can achieve in life.

NDCS provides world leading family centred services supporting deaf children and their families. We aim to empower families to achieve the best outcomes for their deaf child, and empower deaf children and young people to achieve their true potential. NDCS believes that if appropriate support is provided and positive attitudes fostered the challenge of deafness can be a rewarding experience for deaf children and their families.

We use the term 'deaf' to mean all types of deafness, including temporary deafness such as glue ear.

For further information and support you can contact the Local Authority Sensory Support Service who can provide you with further advice to meet the specific needs of the deaf child at your school. Other useful organisations that can provide further information are listed below.

The Royal National Institute for Deaf People www.rnid.org.uk

British Association of Teachers of the Deaf (BATOD) www.batod.org.uk

British Deaf Association (BDA) www.bda.org.uk

The Ear Foundation www.earfoundation.org.uk

British Educational Communications & Training Agency (BECTA) www.becta.org.uk

Deafax www.deafax.org

Deafchild UK www.deafchild.org

DeafPLUS www.deafPLUS.org